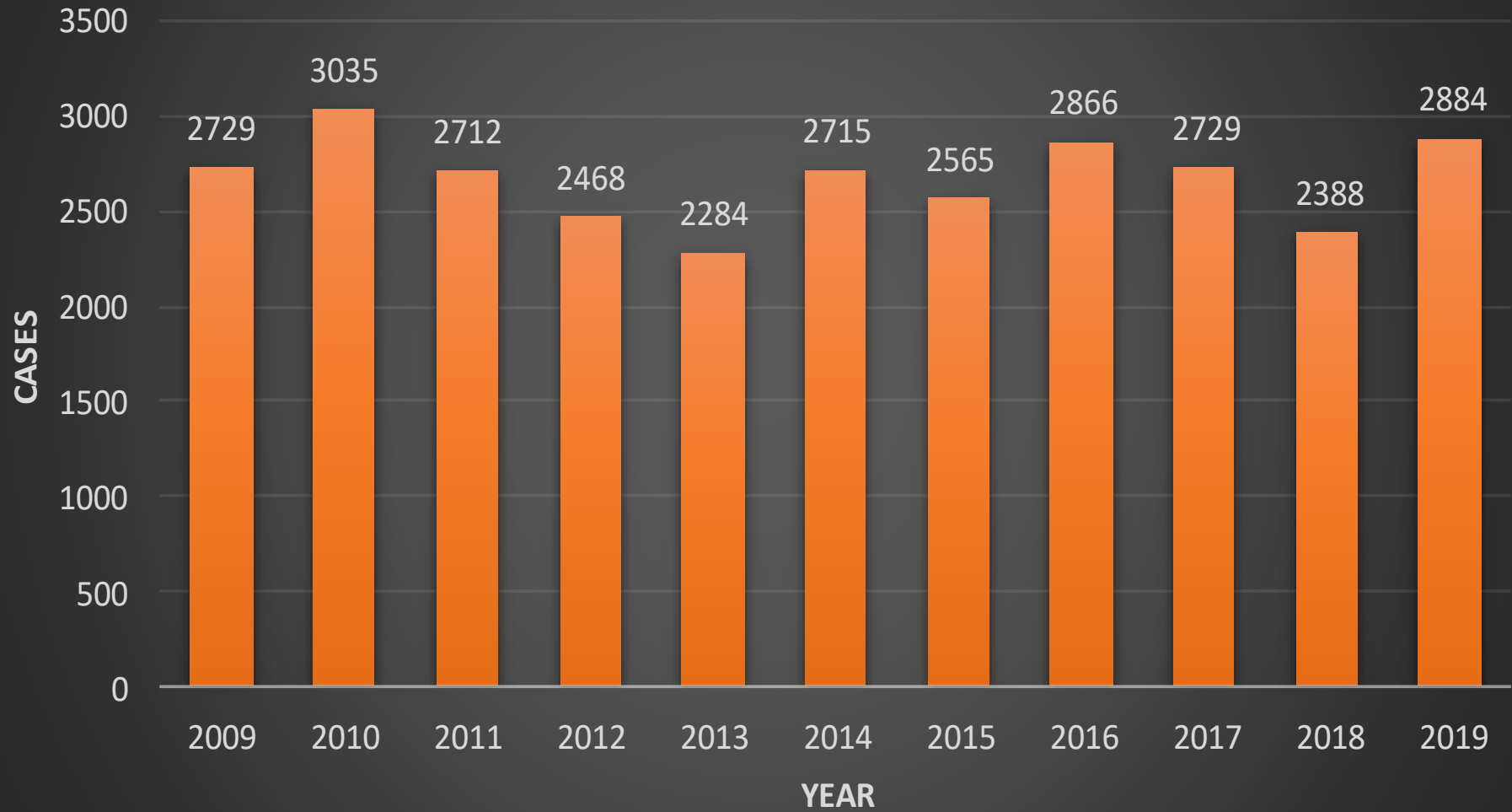


TOTAL NUMBER OF CRIMES REGISTERED DURING 2009–2019

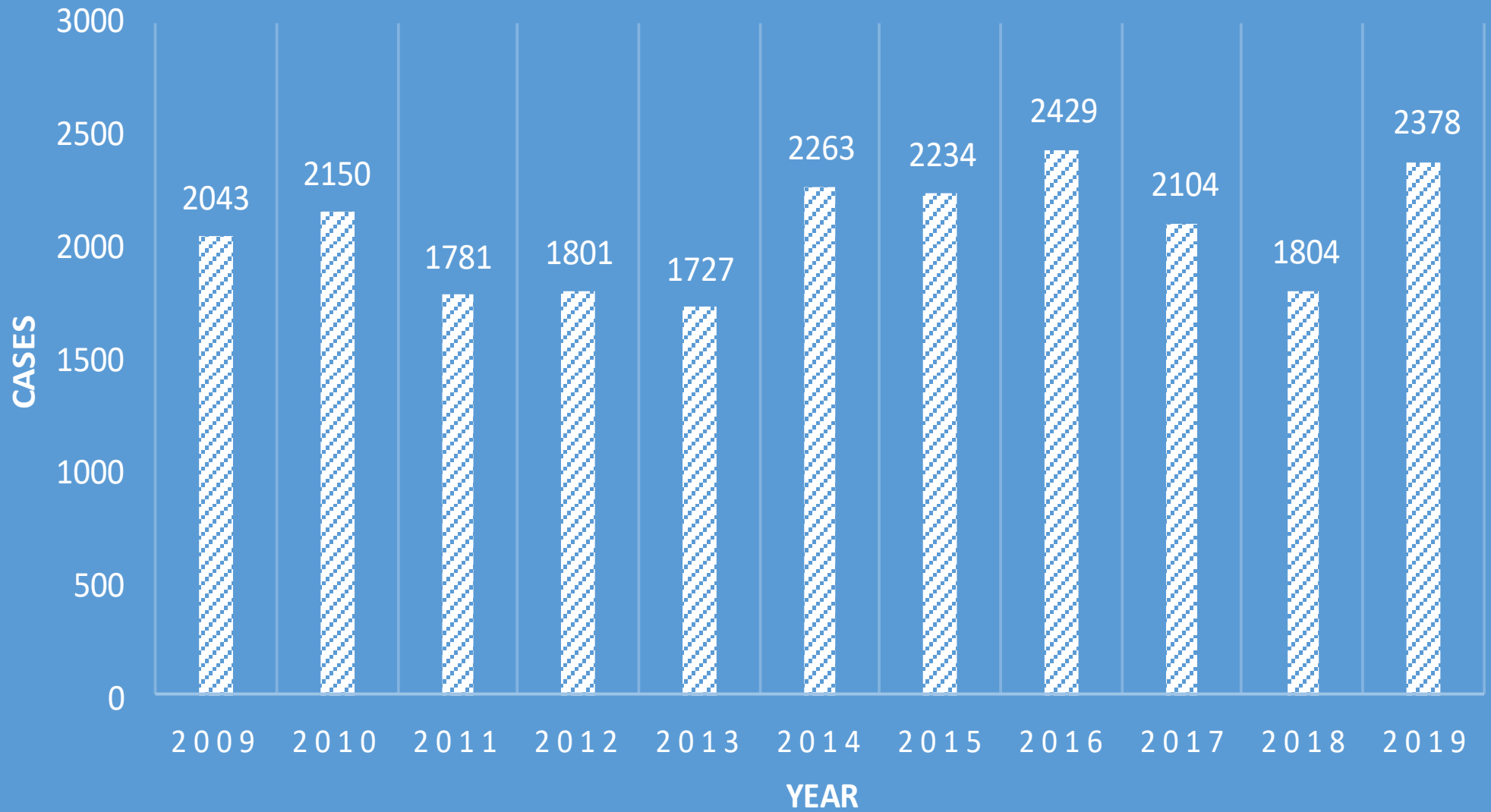
# TOTAL CASES REGISTERED



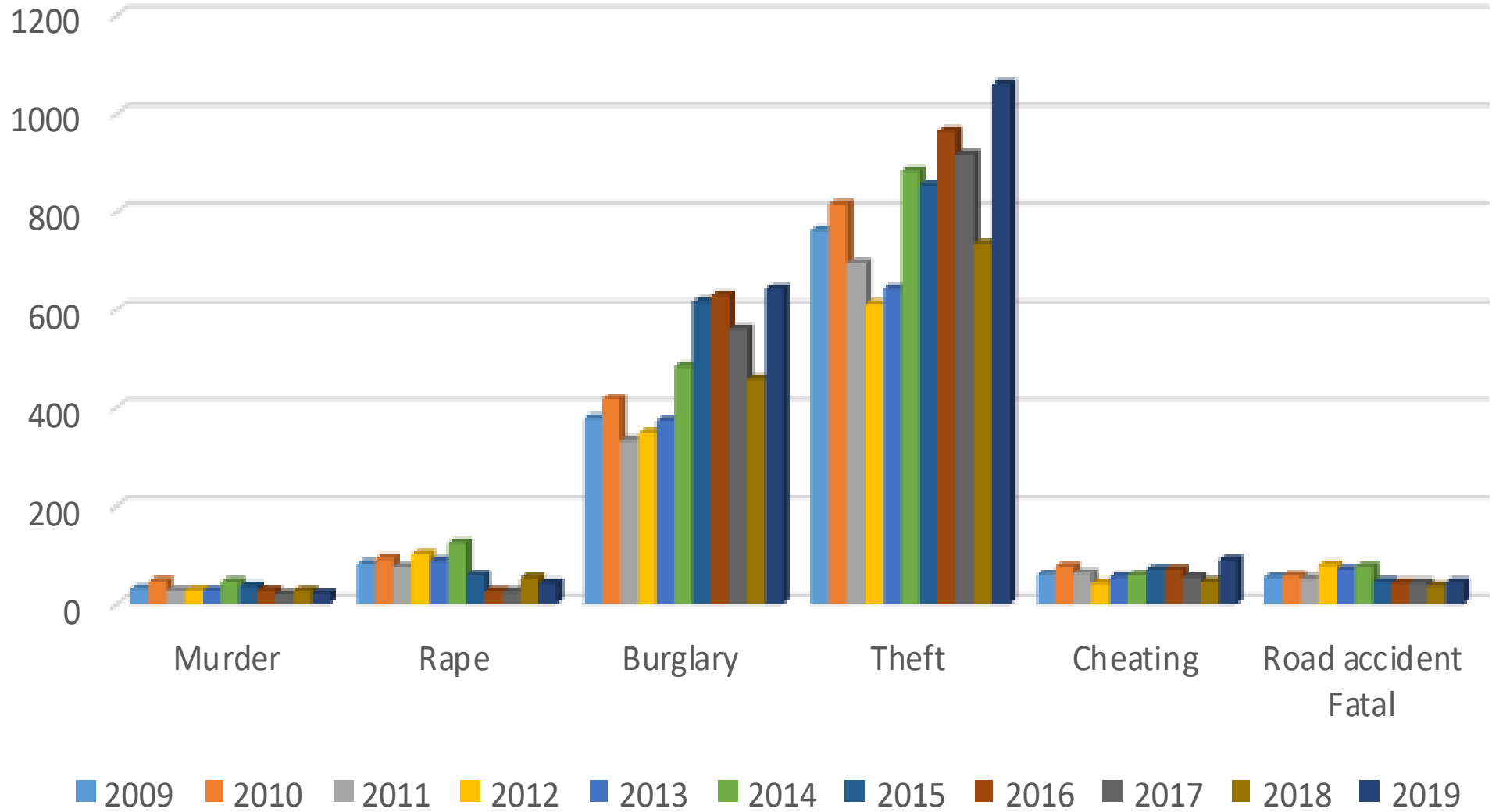
## CRIME FIGURES UNDER IPC DURING 2009-2019

S/N	Crime Heads	2009	2010	2011	2012	2013	2014	2015	2016	2017	2018	2019
1	Murder	31	46	27	28	27	45	36	28	20	27	22
2	Attempt to murder	14	26	23	22	19	23	23	16	13	10	13
3	Culpable homicide	8	7	10	6	2	10	10	8	7	3	8
4	Rape	83	93	77	102	88	125	59	26	25	53	42
5	Dacoity	2	3	1	1	4	10	5	6	0	1	0
6	Robbery	4	16	8	6	3	7	4	4	5	6	7
7	Burglary	378	418	333	349	374	484	617	629	560	459	643
8	Theft	761	815	695	612	643	882	854	964	916	734	1059
9	Misappropriation (CBT)	29	20	21	14	17	18	23	37	15	17	34
10	Cheating	60	78	63	42	55	59	71	71	54	45	90
11	Counterfeit Currency	9	12	2	6	5	8	11	6	12	4	5
12	Kidnapping & Abduction	9	9	5	8	7	7	15	6	4	3	5
13	Outraging	65	83	105	89	81	123	77	75	64	69	37
14	Extortion	54	36	12	45	9	19	24	15	9	10	8
15	Assault to public servant	2	2	1	9	1	5	3	5	1	2	1
16	Forgery	22	11	20	16	11	7	12	11	8	14	26
17	Escaped from Lawful custody	7	6	7	4	6	9	7	7	7	10	5
18	Criminal/House trespass	12	19	23	25	16	30	33	43	30	29	46
19	Hurt	122	116	96	103	70	97	81	122	95	93	67
20	Affray	3	3	3	1	1	2	4	2	1	0	0
21	Arson	22	16	20	13	27	23	17	27	18	14	10
22	Rioting	0	0	0	1	1	0	3	3	2	0	2
23	Mischief	44	41	7	46	35	31	26	46	25	25	30
24	Attempt to commit suicide	0	0	0	0	1	2	0	0	1	0	0
25	Unnatural Offence	6	4	5	3	4	4	0	0	2	1	2
26	Wrongful restrain/Confinement	7	1	5	28	7	5	5	4	6	8	14
27	Criminal intimidation	11	17	39	34	25	61	27	86	62	59	41
28	U/S 295-298 IPC	1	1	0	7	0	0	0	0	0	0	0
29	U/S 498 'ABC' IPC	5	3	9	8	5	8	9	17	15	6	5
30	U/S 188 IPC	105	59	17	3	4	3	37	26	24	14	42
31	Road accident Fatal	54	57	51	80	71	78	45	43	43	37	44
32	Road accident Non- Fatal	32	64	37	36	37	45	20	23	13	15	16
33	Waging war against State	7	3	0	4	1	3	1	0	0	0	1
34	Other IPC	74	65	59	50	70	30	75	73	47	36	53
<b>TOTAL</b>		<b>2043</b>	<b>2150</b>	<b>1781</b>	<b>1801</b>	<b>1727</b>	<b>2263</b>	<b>2234</b>	<b>2429</b>	<b>2104</b>	<b>1804</b>	<b>2378</b>

# IPC CASES

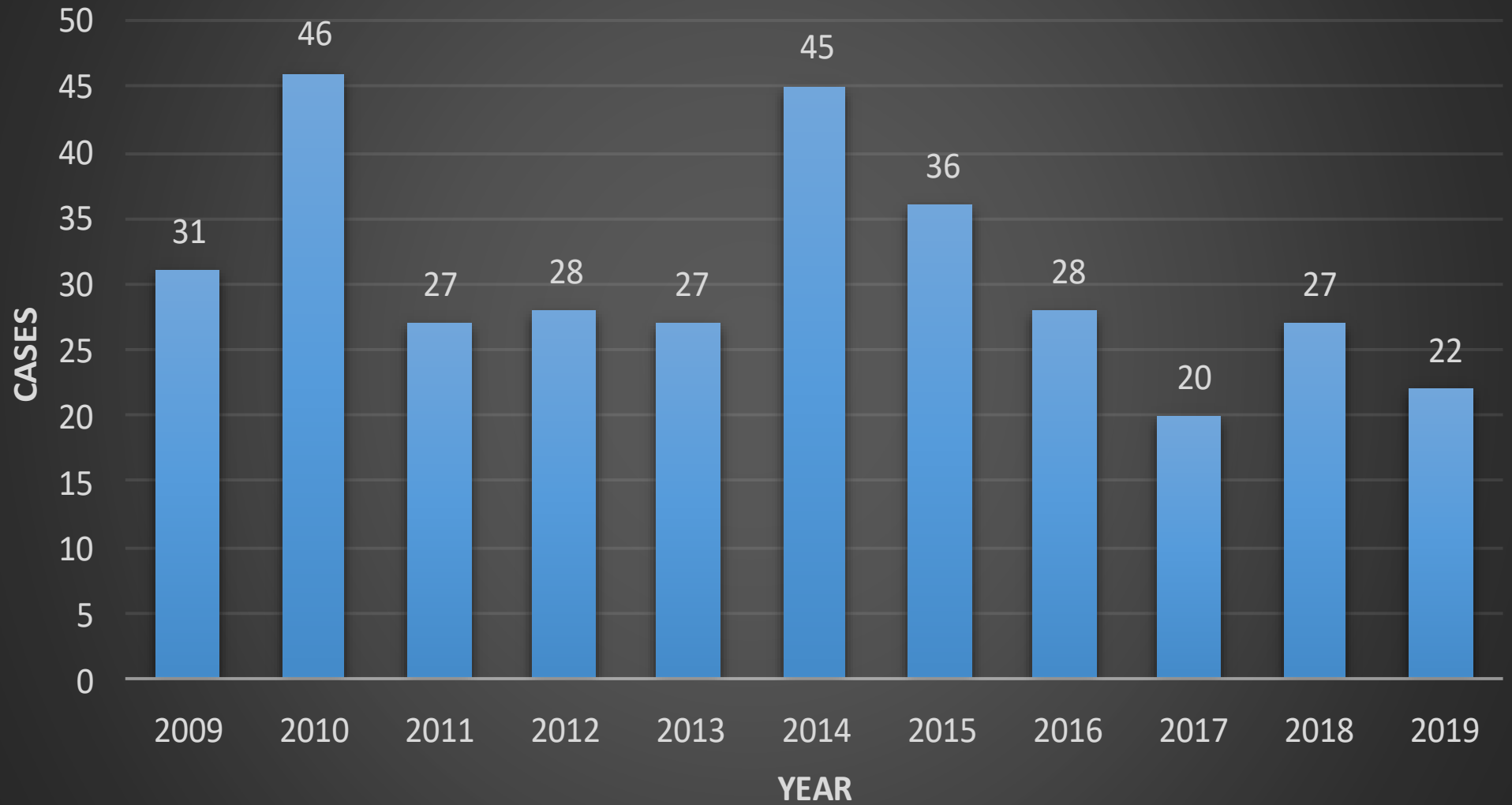


# MAJOR CASES UNDER IPC

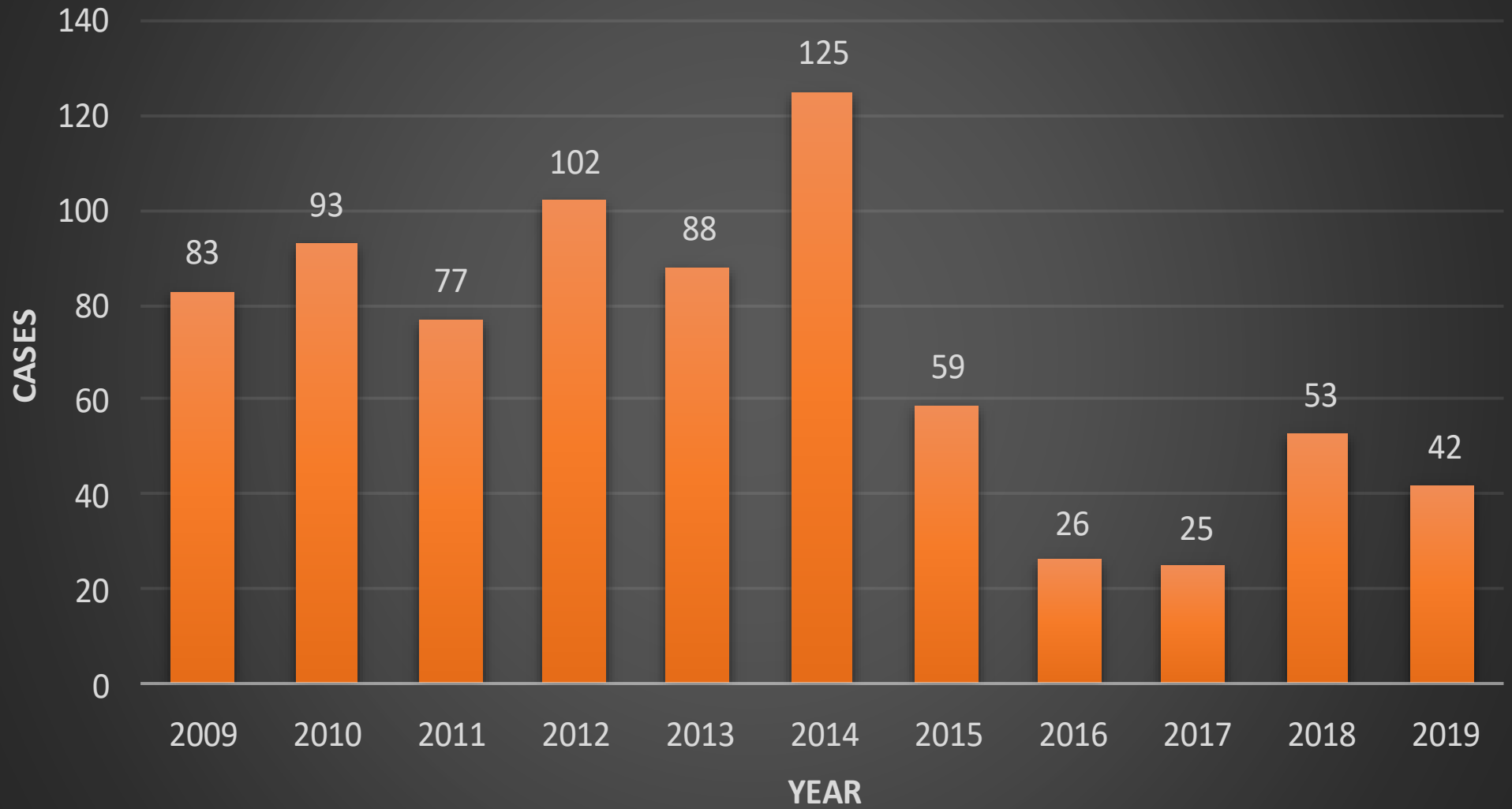


- Though total number of crimes reported each year in the state remains more or less constant. Other crimes such as burglaries, thefts etc. had shown considerable and significant increase over the years.
- The most common offences committed every year are thefts and burglaries. Thefts constituted 27.8 % of total crimes committed during 2009 and 36.7 % during 2019 while burglaries accounted for 13.8 % and 22.3 % respectively in 2009 and 2019.
- Comparing in terms of absolute numbers, burglaries increased by 8.5 percent between 2009 and 2019 while during the same period thefts increased by 8.9 percent.
- Murders constituted 1.13 percent during 2009 and 0.76 percent in 2019. Murder is a very grave crime and more than 337 murders were committed in Mizoram during 2009-2019. During the period, the highest number of murders (46) was committed in the year 2010 and the least (20) was reported during the year 2017.
- Rape formed 3 percent and 1.45 percent of the total crimes during 2009 and 2019 respectively. Rape decreased by 1.55 percent between 2009 and 2019.

# Murder Cases



# Rape Cases



# BURGLARY CASES

